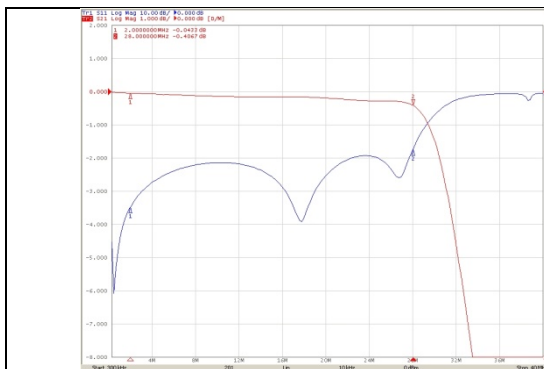


HF LOW PASS FILTER

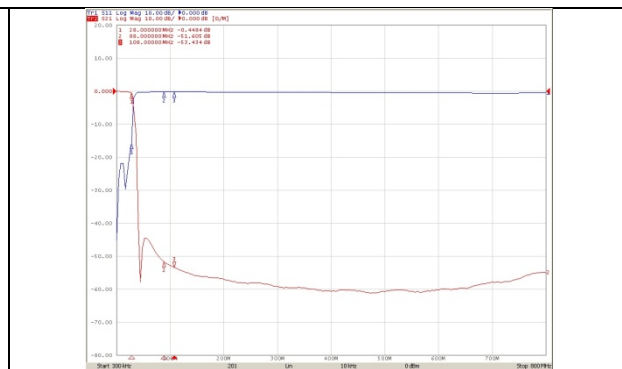


	Unit	Min	Typ.	Max.	
Bandwidth	MHz			28	
Insertion loss	dB		0.4		
S11	dB		-18		
Reject Frequency	MHz	40			
Rejection	dBc		40		

Measured at 25°C, in a 50Ω system



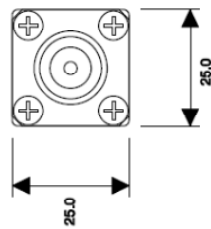

Typical Insertion loss



Typical Rejection

AFL1030

Outline Drawing



Échelle: 1	⊙	△	Mod. Août 2017	Dess. PD	Date: 08/11/2018
Atlantic RF Labs	Square Filter			Approuvé: PD	Ver. A
48, Avenue de pinsan 33370 ARTIGUES			Realis: ME1001.DRW	Format: A4	

Finishing: anodized (except connectors)
 All dimensions in mm
 Tolerance: +/-0.1mm